
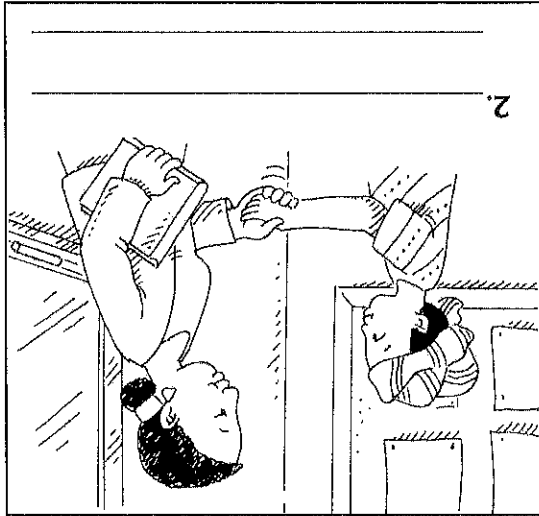




To the Teacher: Use this activity with Chapter 2 to reinforce the importance of welcoming someone new.




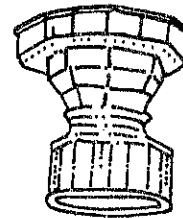
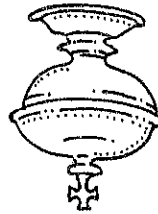
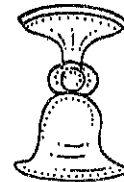
Think about Abeni and her new family in the story "A New Friend." Then, tell what is happening in each picture below. Write your answers on the lines under each picture. Share your answers with your group.

Abeni's Story

Name _____

To the Teacher: Use this activity with Chapter 2 to help students review the Sacraments of Initiation and the role they play in the lives of church members. Identify the pictures to help children make the connect between the sacraments and each picture.

Write about how each of these Sacraments helps church members.



Wally wants to learn about the Sacraments of Initiation. Look at the pictures below. They represent the three Sacraments of Initiation: Baptism, Confirmation, and the Eucharist. Tell which sacrament each picture represents. Write the name of the sacrament on the line provided.

Name _____

The Welcoming Sacraments