



**To the Teacher:** Use this activity to enhance the Share experience in Chapter 11.

---



---



---



---



---



---



---



---



---

- On the lines below, create your own example of a good action.
1. Tom (plays fairly with, says mean things to) his friends.
  2. Virginia (lies, tells the truth) about what she has done.
  3. Taylor (hits, helps) his younger brother.
  4. Maria (listens closely, talks with friends) when her teacher gives directions.
  5. Pam (steals, buys) a toy from the store.
  6. José (watches TV, cleans the dinner dishes) when his mother needs help.

People act in many different ways. Some actions are good. Other actions are bad. Underline the good action in each sentence.

## Good Actions, Bad Actions

Name \_\_\_\_\_

---



---



To the Teacher: Use this activity to enhance what the children learned in this Chapter.


(Based on John 13:34)


l v th r ch


y r t


l v d y

st s i h v

When you see a , fill in the letter e

When you see a , fill in the letter a

When you see a , fill in the letter o

When you see a , fill in the letter u

Use the following code to complete Jesus' words below.

# The Works of Mercy

Name \_\_\_\_\_

---



---



---