


# Gifts from Our Loving Father

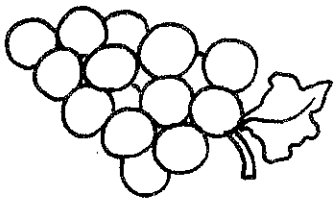
• Use the letters below to complete the words.

f a g o h t n


lower




rapes



ca




fis




a  ts



m  on




• Draw two pictures that show things God made.



To the Teacher: Use this activity to extend the Share discussion.

Name \_\_\_\_\_



To the Teacher: Use this activity after reading "God Creates the World." Before the children take their work home, be sure they have identified the rebuses correctly: sun, trees, people and food.

- Pray the picture prayer with your family.

Thank you, God, for to share.

Thank you, God, for who care.

Thank you, God, for flowers and

Thank you, God, for and seas.

- Read the picture prayer on the card below.
- Color the prayer card.
- Cut out the card so that you can take it home.

# God Our Creator

Name \_\_\_\_\_

\_\_\_\_\_

-----

\_\_\_\_\_