


Name _____

Welcome!

There are many ways to show "Welcome!"
• Draw lines to match the words with the pictures.


with open arms




with a hug



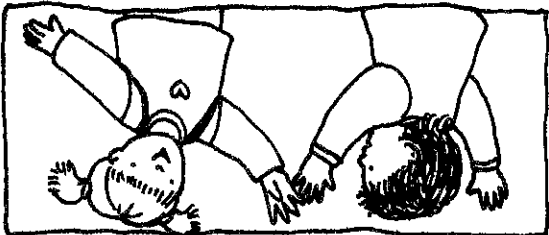
with a handshake



with a high-five



with a friendly wave



To the Teacher: Use this activity to extend the Share experience.



To the Teacher: This activity will help the children remember what they have learned about Baptism.

The Gift of Baptism

Draw a circle around the words that complete the sentences.

1. The celebration of welcome to the Catholic Church is called _____.

Baptism birth

2. The priest or deacon pours _____ over us.

oil holy water

3. Through Baptism we receive God's gift of _____.

happiness new life

4. Baptism makes us followers of _____.

Jesus Mary

5. God's loving presence in our lives is called _____.

prayer grace

Name _____

